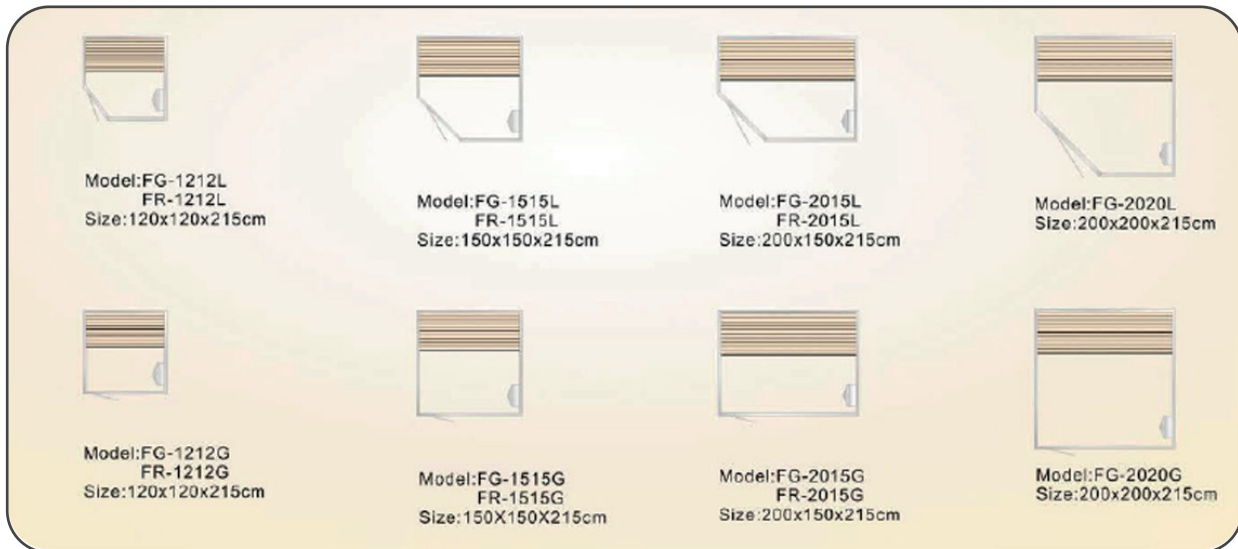


# ROOM SIZE



FG - Sauna Room

FR - Far Infrared Room

Far infrared sauna used infrared light as heat energy that penetrates tissues , triggering mobilization of chemicals from fat storage , directly into perspiration . It is one of the most efficacious ways of eliminating stored toxins ,increasing overall health and a strong immune system

Kodu Code	Electric Power Supply			Power kW	Dimensions ( cm )		
	V	Hz	A		L	W	H
FR - 1212G	110~120	60	9	1	120	120	215
FR - 1212L	220~240	50/60	4.5				
FR - 1515G	110~120	60	11.9	1.3	150	150	215
FR - 1515L	220~240	50/60	9.5				
FR - 2015G	110~120	60	18.1	2	200	150	215
FR - 2015L	220~240	50/60	9.1				

# CLASSICAL SAUNA ROOM



Model:FG-1212  
FR-1212  
FD-1212  
Size:120x120x208cm



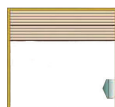
Model:FG-1512  
Size: 150x120x208cm



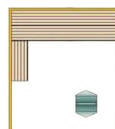
Model:FG-1515  
FR-1515  
FD-1515  
Size: 150x150x208cm



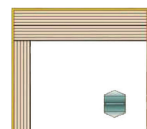
Model:FG-2015  
FR-2015  
FD-2015  
Size:200x150x208cm



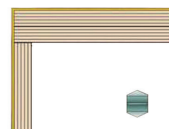
Model:FG-2020  
FR-2020  
FD-2020  
Size:200x200x208cm



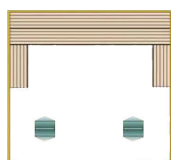
Model:FG-2025  
FR-2025  
FD-2025  
Size:200x250x208cm



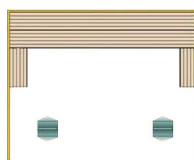
Model: FG-2525  
FR-2525  
FD-2525  
Size:250x250x208cm



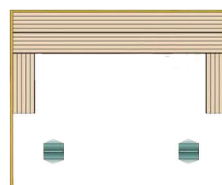
Model:FG-3025  
FR-3025  
FD-3025  
Size:300x250x208cm



Model:FG-3030  
Size:300x300x208cm



Model:FG-3530  
Size:350x300x208cm



Model:FG-4035  
Size:400x350x208cm

FD = FG + FR



Model: FG-1212



Model: FG-1515



Model: FG-2020



Model: FG-2525

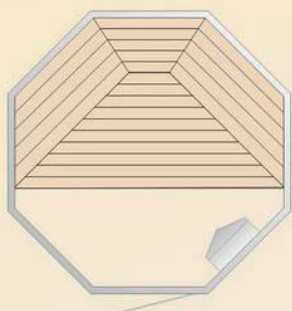


Model: FG-3025

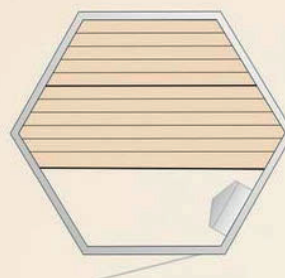
# OUTDOOR COMBINATION ROOMS



Model:FG-28L GY-2346  
Size:380X228X250cm



Model:FG-08L  
Size:228x228x250cm



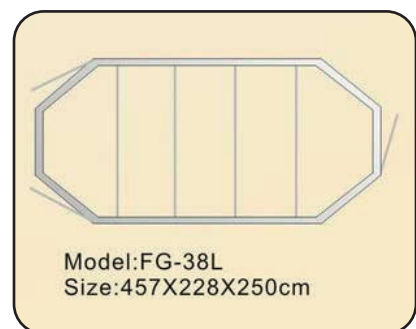
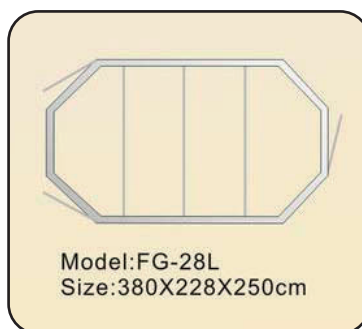
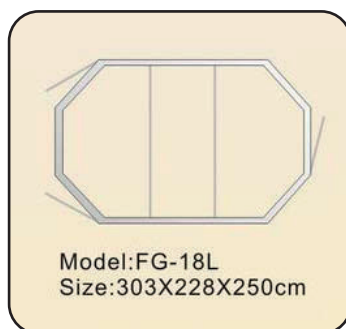
Model:FG-06L  
Size:200x200x250cm



# OUTDOOR SAUNA ROOM



Outdoor Combination Rooms can be custom made to customer requirements, into different combined styles.



# SAUNA HEATERS



Model: SS-01



Model: SS-02



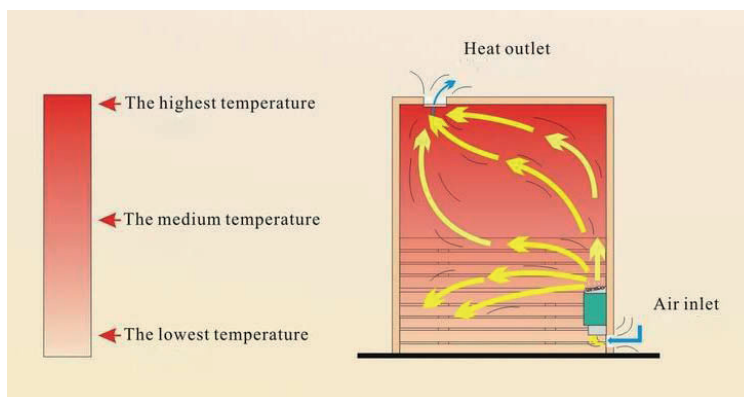
Model: SS-02 x 2



## TECHNICAL SPECIFICATIONS



Ventilation is a necessary condition for correct sauna operation.



Kodu Code	Electric Power Supply			Power kW	Room Volume (m <sup>3</sup> )		Dimensions (cm)		
	V	Hz	A		min. m <sup>3</sup>	max. m <sup>3</sup>	L	W	CM
SS-3/01	120~110	60	19.1	2.1	2	4	32	20	45
	240~220	60/50	13.6	3					
SS-4.5/02	416~380	60/50	20.5	4.5	2.5	6	45	33	50
SS-6/02	416~380	60/50	27.3	6	4	8	45	33	50
SS-8/02	416~380	60/50	36.4	8	6	12	45	33	50



# SAUNA HEATERS



In-built LCD Control  
Adjustable time (60-0 minutes) and  
temperature (90-°70°C).  
Generally for home use.



In-built LCD Control  
(FR Series Infrared Room)  
Adjustable time (60-1 minutes) and  
temperature (90-°70°C).  
Generally for home use.



In-built LCD Control  
Adjustable time (60-0 minutes) and  
temperature (90-°70°C).  
With MP3 music function.  
Generally for home use.




In-built LCD Control  
(FR Series Infrared Room)  
Adjustable time (60-1 minutes) and  
temperature (90-°70°C).  
With MP3 music function.  
Generally for home use.



External Digital Control  
Adjustable time (12-0 hours)  
and temperature (90-°70°C).  
Generally for commercial  
sauna rooms.



# SAUNA ACCESSORIES



Lampshade, colour matched to sauna room finish



Wooden bucket



Wooden pillow



Wooden ladle



Wooden ventilator sliding grate



Sauna stones, producing mineral steam with water



Door handle, colour matched to room finish



Wooden frame for protecting sauna heat generator



Metal finish door handle



Sand timer



Wall / ceiling speaker



Thermometer and Hygroscope combination unit



Colour light, changes colour automatically



Quartz lamp for steam room lighting

